Vol. 4, No. 1, 2027
DOI: 10.61975/gjbes.v4i1.145

ORIGINAL ARTICLE

Bridging Risk and Finance: Development of a Lifecycle Insurance-Based Framework for Micro-Hydropower Investments

Djoko Mulyono[1], Florida Taty Satyawati[1], Faisal Sayuti[1], Andre Yoris Ginting[1] and Erkata Yandri[1,2,*]

[1]Graduate School of Renewable Energy, Darma Persada University, East Jakarta 13450, Indonesia; [2]Center of Renewable Energy Studies, Darma Persada University, East Jakarta 13450, Indonesia

* Correspondence: erkata@gmail.com

Article History

Received
2 September 2026

Accepted
7 November 2026

Available Online
16 November 2026

Keywords

Hydrological variability
Parametric risk transfer
Debt service coverage ratio
Climate-related financial risk
Financing resilience

Abstract

Micro-hydropower investments face interconnected hydrological, technical, operational, and financial risks that may affect project cash flows and debt-service capacity. This study develops a lifecycle insurance-based de-risking framework to integrate project risk assessment, risk-treatment selection, and financing implications. Using a design-oriented conceptual research approach, relevant literature was synthesized through concept extraction, thematic classification, and relationship mapping. The resulting framework combines four project lifecycle stages, two cross-cutting analytical dimensions, and five sequential analytical functions. A hypothetical financial sensitivity analysis illustrates how hydrological stress and parametric insurance arrangements influence the debt service coverage ratio (DSCR). Under the assumed conditions, DSCR decreases from 1.50 to 1.05 following hydrological stress, increases to 1.28 when a qualifying insurance payout is received, and declines to 0.98 when premiums are paid without a corresponding payout. These results demonstrate that insurance may provide contingent financial protection but can worsen debt-service capacity when payout conditions are not satisfied. The study contributes a structured conceptual approach connecting lifecycle risk management with insurance suitability and financing interpretation. Empirical validation using project-specific hydrological, insurance, and financial data remains necessary.

Introduction

The global transition toward low-carbon energy systems requires renewable energy investments that provide reliable and accessible electricity while remaining financially sustainable. However, renewable energy deployment in emerging economies faces investment barriers associated with project uncertainty, financing constraints, and limited risk-mitigation instruments [1,2]. Micro-hydropower offers opportunities for decentralized electricity generation, particularly in rural and remote regions [3]. Nevertheless, its financial sustainability depends on hydrological reliability, technical performance, and operational continuity. Climate-related variations in precipitation, river discharge, and extreme hydrological events may affect electricity generation and revenue stability [4,5]. These interconnected uncertainties highlight the importance of assessing micro-hydropower investments from both technical risk-management and financial perspectives.

Micro-hydropower projects face distinct but interconnected risks throughout planning, construction, commissioning, and operation. Hydrological uncertainty, construction delays, equipment failure, and operational disruptions may affect project costs, revenue generation, and debt-service capacity [6,7]. Previous renewable energy financing studies demonstrate the importance of risk allocation, investment uncertainty, and financing structures in determining project-level financial exposure [8,9]. Although engineering controls, contractual safeguards, financial reserves, and insurance provide potential mitigation alternatives, their suitability

Copyright: © 2027 by the authors. This is an open-access article distributed under the terms of the Creative Commons Attribution-NonCommercial 4.0 International License. (https://creativecommons.org/licenses/by-nc/4.0/)

depends on the characteristics of the underlying risks. Conventional insurance may leave protection gaps when hydrological variability reduces electricity generation without physical asset damage, whereas parametric risk transfer may provide conditional financial protection subject to indicator reliability, trigger design, and basis risk [10,11].

Existing literature provides complementary foundations for hydropower risk assessment [12,13], hydrological uncertainty [5,14], parametric insurance [15,16], and renewable energy financing [8,9,17]. However, micro-hydropower investments face scale-specific constraints that require closer integration of technical risks and financing decisions. Evidence from Indonesia identifies capital limitations, collateral requirements, uncertain electricity tariffs, power purchase agreement (PPA) arrangements with PLN, and inadequate hydrological monitoring as important barriers to small-hydropower development [18]. Project-level evidence further highlights the importance of sponsor guarantees, cost-overrun exposure, commissioning delays, and cash-flow adequacy in financing micro-hydropower investments [19]. These challenges are particularly relevant to smaller projects, where limited financial capacity and site-dependent generation may constrain risk absorption. Although existing studies address individual risk categories and hydrological insurance mechanisms, their integration into lifecycle-wide insurance suitability, residual exposure assessment, and debt-service interpretation remains insufficiently developed. Furthermore, the commercial availability and affordability of project-specific parametric hydrological protection in Indonesia require verification rather than being assumed.

Building on hydropower risk assessment [12,13], parametric insurance research [15,16], and established risk-management principles [20,21], the proposed framework contributes an integrated decision structure that connects lifecycle-specific risk drivers, measurable indicators, alternative risk-treatment mechanisms, and residual financial consequences. Its novelty lies in the explicit linkage between risk-treatment suitability and financing interpretation at the micro-hydropower project level, rather than in the development of a new insurance product or risk-management methodology.

Accordingly, this study examines three research questions: (1) How can interconnected lifecycle risks in micro-hydropower projects be systematically identified and characterized? (2) How can conventional insurance, parametric risk transfer, and alternative mitigation measures be assessed according to risk characteristics and residual exposure? (3) How can the resulting risk-treatment decisions be interpreted in relation to project cash flows, liquidity, and debt-service capacity? Using a design-oriented conceptual research approach, the study integrates existing evidence into a structured framework and demonstrates its financial interpretation through a hypothetical five-scenario DSCR sensitivity analysis with a supplementary probability-weighted assessment. The objective of this study is to develop an integrated lifecycle insurance-based de-risking framework and assess its potential financing implications for micro-hydropower investments under climate uncertainty.

Materials and Methods

The Materials and Methods sections should be concise yet comprehensive, offering sufficient technical details for experts to replicate the experiments. Novel methods developed for the study should be elaborated upon thoroughly. For techniques previously documented by other researchers, extensive explanations are not required; instead, a mention of the method's name and citation of the original source suffices. This approach streamlines the paper's length while ensuring that it furnishes the essential information for replicating the experiments.

Research Design and Conceptual Orientation

This study employs a design-oriented conceptual research approach to develop an integrated lifecycle insurance-based de-risking framework for micro-hydropower investments under

climate uncertainty. Rather than conducting laboratory experiments or field observations, the research systematically synthesizes published evidence to establish relationships among project risks, insurance-based mitigation mechanisms, and financing implications [22]. The unit of analysis is the individual micro-hydropower project, examined across planning and development, construction, commissioning, and operation. The methodological process comprises literature identification and selection, concept extraction, thematic classification, relationship mapping, framework construction, and conceptual consistency assessment. Its principal output is a structured analytical framework rather than an empirically validated predictive model.

Four chronological lifecycle stages are distinguished: planning and development, construction, commissioning, and operation. Climate and hydrological uncertainty are treated as cross-cutting exposure dimensions because their effects may arise at multiple lifecycle stages, while financing and bankability are treated as cross-cutting interpretive dimensions because financial consequences may extend beyond the stage in which a risk originates. This distinction enables the framework to separate risk occurrence, risk transmission, treatment suitability, and financing relevance. Accordingly, the study focuses on developing a structured analytical architecture rather than evaluating the performance of a particular insurance product or estimating its financial benefits.

Literature Identification and Evidence Boundaries

This study uses a structured, concept-centric critical literature review to integrate five evidence domains: micro-hydropower and hydrological risk, renewable energy project finance, lifecycle risk assessment, insurance and parametric risk transfer, and climate-related financial de-risking. Consistent with conceptual review guidance [23,24], the synthesis emphasizes relationships among concepts rather than exhaustive retrieval or meta-analysis. Relevant academic literature is identified through Scopus, Web of Science, ScienceDirect, and Google Scholar using thematic terms including micro-hydropower, hydrological variability, project finance, risk assessment, parametric insurance, bankability, DSCR, and financial de-risking. The literature was purposively selected for its conceptual relevance and methodological contribution to the development of the proposed framework, rather than through an exhaustive systematic screening process.

Literature selection followed a purposive, concept-driven procedure based on five predefined evidence domains: hydrological and climate-related risks, renewable energy project finance, lifecycle risk assessment, insurance and parametric risk transfer, and financial de-risking. Publications were assessed for their conceptual relevance, methodological contribution, and applicability to micro-hydropower project risks and financing decisions. Relevant concepts were extracted and grouped according to risk drivers, lifecycle stages, measurable indicators, treatment alternatives, and financial consequences. Cross-domain relationships were then examined to identify how technical and hydrological exposures could be connected to insurance suitability, residual risk, and financing implications. The resulting conceptual relationships informed the framework architecture. This procedure supports analytical traceability but does not constitute a systematic literature review or quantitative evidence synthesis.

Foundational risk-management and finance studies are considered alongside recent hydrological and parametric-insurance research [10,11,15,16]. Table 1 summarizes the inclusion and exclusion criteria applied during the purposive literature selection process. Engineering evidence informs risk drivers and indicators; insurance evidence informs insurability and basis risk; and finance evidence links residual exposure to cash flows and debt-service capacity. This is not a systematic or PRISMA-based review: search and screening counts are unavailable, and findings from larger hydropower projects or other technologies may not transfer directly to micro-hydropower. Such relationships require project-specific verification.

Table 1. Literature inclusion and exclusion criteria

Included evidence	Reason for inclusion	Excluded evidence
Micro-hydropower and hydropower risk	Defines resource, engineering, operational, and climate exposures	Technical optimization without risk implications
Renewable energy project finance	Defines bankability, cash-flow, DSCR, and lender relevance	Corporate finance studies unrelated to project assets
Risk assessment and lifecycle management	Defines identification, characterization, materiality, and treatment logic	Generic risk literature without project applicability
Insurance and parametric risk transfer	Supports treatment and transfer assessment	Insurance studies unrelated to infrastructure or climate risk
Climate-related financial de-risking	Supports interpretation of risk allocation, financing uncertainty, and investment viability	Financial studies without relevance to renewable energy project risks

Framework Development Protocol

The framework was developed through a six-stage conceptual synthesis protocol comprising scope definition, concept extraction, thematic grouping, relationship mapping, framework consolidation, and conceptual consistency assessment (Table 2). First, scope definition established micro-hydropower investments as the unit of analysis, covering four project lifecycle stages and two cross-cutting risk dimensions. Second, concept extraction identified recurring constructs from the selected literature, including risk drivers, exposure characteristics, measurable indicators, risk-treatment mechanisms, residual risks, and financing consequences. Third, thematic grouping organized these constructs into lifecycle-specific risk categories and eight risk-characterization dimensions. Fourth, relationship mapping examined the conceptual connections among risk drivers, indicator suitability, treatment alternatives, residual exposure, and debt-service implications. Fifth, framework consolidation integrated these relationships into five analytical functions: risk identification, risk characterization, indicator selection and quantification logic, insurability and de-risking assessment, and financing interpretation. Finally, conceptual consistency assessment examined the alignment of framework components with the selected literature, the proposed lifecycle structure, and the illustrative financial scenarios. This protocol describes the methodological development of the framework, whereas the six-step project-level application procedure presented in Section 3.7 describes how the resulting framework may be applied to an individual risk case.

Table 2. Framework development protocol

No.	Stage	Methodological activity	Expected Output
1	Scope definition	Define the project context, lifecycle boundaries, and analytical objectives	Micro-hydropower scope, four lifecycle stages, and two cross-cutting dimensions
2	Concept extraction	Extract risk, insurance, and financing constructs from the selected literature	Identified risk drivers, indicators, treatment mechanisms, and financing concepts
3	Thematic grouping	Organize extracted concepts into lifecycle categories and risk-characterization dimensions	Structured risk categories and eight characterization dimensions
4	Relationship mapping	Examine conceptual linkages between risk drivers, indicators, treatments, residual exposure, and financing outcomes	Risk–treatment–financing relationships
5	Framework consolidation	Integrate the identified relationships into a coherent analytical architecture	Five analytical functions within the integrated lifecycle framework
6	Conceptual consistency assessment	Examine internal coherence and alignment with the selected literature and illustrative scenarios	Conceptually aligned framework ready for subsequent empirical evaluation

Table 3 establishes the conceptual traceability between the selected literature, extracted constructs, framework components, and their intended decision-making implications. The synthesis proceeded by identifying recurring concepts related to lifecycle risks, risk characterization, hydrological indicators, insurance suitability, residual exposure, and financing consequences. These concepts were subsequently grouped according to their analytical functions and mapped to the corresponding framework components. For example, hydrological variability was linked to discharge-based indicators, potential generation and revenue losses, and the suitability of parametric risk transfer. This relationship was then extended to basis-risk assessment and the potential effects of premiums and contingent payouts on CFADS and DSCR. The resulting mapping distinguishes literature-supported concepts from the study's proposed analytical relationships. Conceptual consistency was assessed through alignment among the extracted concepts, framework architecture, and illustrative application, rather than through independent expert validation or empirical testing. A comparable conceptual framework development approach has been applied in geothermal investment research to integrate distinct theoretical constructs and specify relationships requiring subsequent empirical validation [25]. Traceability-based design has also been applied in renewable-energy engineering research to connect design requirements, conceptual alternatives, and evaluation outcomes [26]. In the present study, traceability serves a different purpose: linking literature-derived risk and financing constructs to the proposed framework components and their decision-making implications.

Table 3. Evidence-to-framework traceability matrix.

Literature Evidence	Extracted concept	Framework component	Decision-making implication
Lifecycle and project risk literature [12,13]	Risk exposures vary across project lifecycle stages, from development through operation.	Four lifecycle stages and lifecycle risk inventory	Identify when risks arise and determine stage-specific mitigation priorities
Risk-management principles [20,21]	Risks require systematic identification, characterization, treatment, and monitoring	Eight risk-characterization dimensions	Distinguish risks requiring engineering controls, contractual allocation, insurance, or retention
Hydropower parametric insurance research [15,16]	Hydrological indicators can support predefined insurance triggers, subject to basis risk	Hydrological indicator and trigger-suitability assessment	Determine whether discharge-based protection adequately represents generation and revenue losses
Insurance and financial risk-treatment literature [10,11,22]	Risk transfer involves premiums, coverage limitations, exclusions, and retained exposures	Six risk-treatment alternatives and residual-risk assessment	Compare conventional insurance, parametric insurance, reserves, contractual safeguards, operational controls, and retention
Renewable energy investment and project-finance literature [8,9,17]	Cash-flow variability and debt-service obligations influence financing resilience	Financing interpretation through CFADS and DSCR	Evaluate whether selected treatment alternatives improve or worsen debt-service capacity
Indonesian micro-hydropower evidence [18,19]	Project-specific technical and financing constraints affect risk-management feasibility	Micro-hydropower contextualization and application boundaries	Assess the relevance of proposed treatments to small-scale projects without assuming commercial availability or financial effectiveness

Lifecycle Risk Identification

Lifecycle risk identification was conducted by extracting risk events, initiating drivers, affected project variables, and potential consequences from the selected literature. The extracted

information was classified into four project stages: planning and development, construction, commissioning, and operation. Climate-related and hydrological exposures were examined across these stages to identify risks extending beyond individual project phases. The classification distinguished originating risk drivers from technical, operational, and financial consequences, while preserving traceability to the underlying evidence. The resulting lifecycle risk inventory is presented in the Results and Discussion section, with an overview of the risk landscape and corresponding treatment options illustrated in Figure 1.

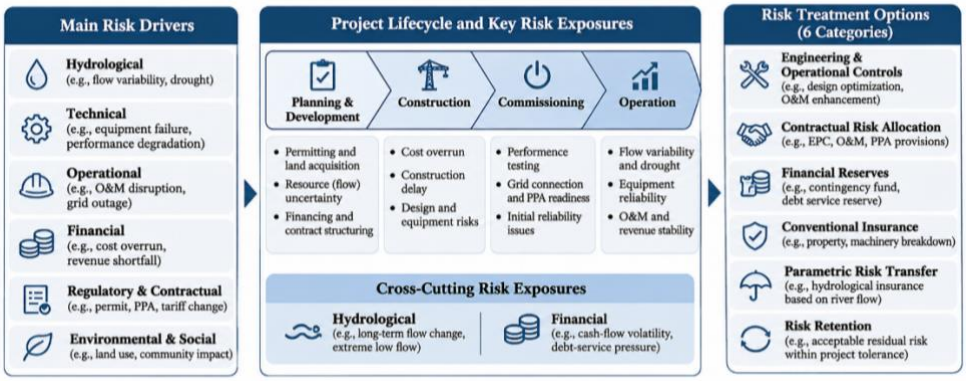

Figure 1. Risk Landscape of micro-hydropower investment and corresponding treatment options.

Risk Characterization and Materiality Assessment

The identified risks were characterized using eight analytical dimensions: source and driver, timing, exposure, likelihood or frequency, consequence, observability, controllability, and residual risk. Each dimension was selected to distinguish the origin of a risk, its potential effects, the availability of measurable indicators, and the extent to which the exposure could be managed or transferred. Candidate indicators were identified from the literature and organized according to their relationship with originating events, operational performance, and financial consequences. No event probabilities, loss distributions, or numerical materiality scores were estimated. The resulting characterization criteria and illustrative indicators are reported in the Results and Discussion section.

Risk Treatment, Insurability and De-risking Assessment

Risk-treatment alternatives were assessed by examining their suitability for the identified exposure characteristics and potential financial consequences. Six categories were considered: engineering and operational controls, contractual risk allocation, financial reserves, conventional insurance, parametric risk transfer, and risk retention. The assessment distinguished risk reduction from risk transfer and examined whether exposures could be defined, measured, verified, and addressed through feasible contractual or insurance arrangements. Particular attention was given to the relationship between hydrological indicators, potential insurance triggers, payout adequacy, and residual exposure. These considerations were consolidated into a treatment-assessment structure, with the resulting options and selection criteria presented in the Results and Discussion section.

Financing-Relevance Assessment

The financing relevance of the proposed framework was examined through a hypothetical financial sensitivity analysis using the debt-service coverage ratio (DSCR), defined as cash flow available for debt service (CFADS) divided by annual debt-service obligations. The analysis was designed to illustrate how hydrological stress, insurance premiums, and contingent parametric payouts may influence debt-service capacity, rather than to estimate the financial performance of an actual micro-hydropower project. A simplified annual financing structure was assumed, comprising baseline CFADS of IDR 1.50 billion and annual debt service of IDR 1.00 billion, corresponding to an initial DSCR of 1.50. Hydrological stress was assumed to reduce CFADS by 30%, representing an illustrative adverse operating condition rather than a statistically

calibrated reduction in electricity generation or revenue. An annual parametric insurance premium of IDR 0.075 billion and a qualifying payout of IDR 0.30 billion were assumed to demonstrate the financial consequences of insurance costs and contingent protection. These amounts were selected for analytical illustration and were not derived from insurer quotations, actuarial pricing, project-specific tariffs, or verified hydrological loss distributions.

Five deterministic scenarios were specified: normal operation without insurance, normal operation with insurance, hydrological stress without insurance, hydrological stress with a qualifying parametric payout, and hydrological stress with insurance but without a qualifying payout. Adjusted CFADS was calculated by deducting the assumed hydrological loss and insurance premium, where applicable, and adding the contingent payout only when the predefined trigger was satisfied. Annual debt service was held constant across all scenarios, and insurance payments were assumed to occur within the same financial assessment period. The no-payout scenario represents an illustrative basis-risk condition in which economically significant hydrological losses occur without a qualifying insurance payment.

A supplementary probability-weighted assessment was specified to examine the expected financial trade-off between premium expenditure and contingent payouts. The annual probability of hydrological stress was hypothetically assumed to be 20%, with a 75% conditional probability of receiving a qualifying payout during a stress event. These assumptions imply probabilities of 80% for normal operation, 15% for stress with a qualifying payout, and 5% for stress without a payout. Expected CFADS was calculated as the probability-weighted average of scenario-specific CFADS, while expected DSCR was obtained by dividing expected CFADS by the constant annual debt-service obligation. The expected net insurance cash-flow effect was calculated as the probability-weighted payout minus the annual premium. All probability parameters, financial amounts, and payout conditions are hypothetical and are not intended to represent observed event frequencies, commercially available insurance terms, or empirically validated project economics.

Framework Assembly and Scope Limitations

The assembled framework combines four chronological lifecycle stages—planning and development, construction, commissioning, and operation—with cross-cutting climate/resource exposure and financing/bankability interpretation. Five linked analytical functions connect risk identification, characterization, indicator selection and quantification logic, insurability and de-risking assessment, and financing interpretation. This modular architecture preserves traceability from originating risk drivers to treatment choices and residual financial consequences, consistent with conceptual framework design [27]. It can be populated progressively using hydrological, engineering, operational, construction, insurance, and financial records.

The assembled framework was subjected to a conceptual consistency assessment examining the alignment among its lifecycle stages, risk-characterization dimensions, treatment alternatives, residual-risk interpretation, and financing-related outputs. This assessment focused on internal coherence and traceability to the literature-derived concepts summarized in Table 3. The illustrative hydrological risk application and financial sensitivity scenarios were subsequently used to demonstrate the logical operation of the proposed decision structure. However, these procedures do not constitute empirical validation, independent expert assessment, or evidence of predictive performance. Accordingly, the framework is presented as a conceptually structured analytical proposition requiring further evaluation using project-specific hydrological, operational, insurance, and financing data.

The proposed framework was assessed for internal conceptual consistency through the alignment of literature-derived constructs, lifecycle risk categories, risk-treatment options, and financing-related decision pathways. However, this assessment does not constitute independent expert validation or empirical confirmation of framework effectiveness. Further validation is required through structured multidisciplinary expert assessment and project-level testing using observed hydrological, operational, insurance, and financial data.

Results and Discussion

Integrated Lifecycle Framework Architecture

The integrated lifecycle framework was constructed from the conceptual relationships established through the six-stage synthesis protocol (Table 2) and the evidence-to-framework mapping (Table 3). The resulting architecture comprises four project lifecycle stages, two cross-cutting risk dimensions, and five analytical functions. These elements provide a structured pathway from lifecycle-specific risk identification to treatment suitability, residual-risk assessment, and financing interpretation. The framework therefore represents a synthesis of established risk-management, insurance, and project-finance concepts rather than an empirically validated model.

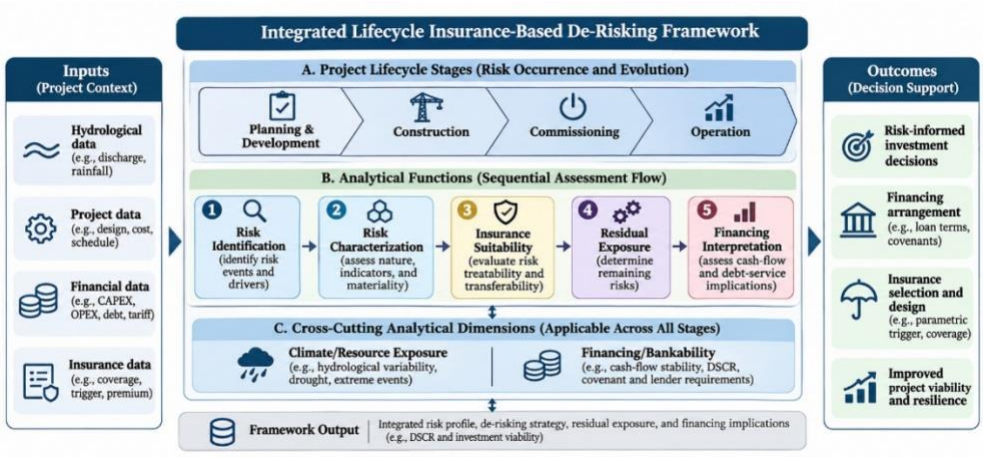

Figure 2. Framework Architecture of the integrated lifecycle insurance-based de-risking framework.

The framework operates through five sequential analytical functions: risk identification, risk characterization, indicator selection and quantification logic, insurability and de-risking assessment, and financing interpretation, as illustrated in Figure 2. Risk identification establishes the originating events, underlying drivers, and affected project variables. Risk characterization examines their potential materiality, timing, observability, and controllability. Indicator selection specifies the information required for subsequent measurement, while treatment assessment evaluates engineering controls, contractual allocation, financial reserves, conventional insurance, parametric risk transfer, and retention. Finally, financing interpretation connects the remaining exposure to potential consequences for project cash flows, liquidity, and debt-service capacity. The sequence follows established distinctions between risk assessment and treatment [21], while incorporating operational uncertainty considerations relevant to renewable energy assets [7] into an explicit insurance and financing interface.

An important architectural outcome is the separation between risk occurrence, treatment selection, and financial interpretation. Climate-related exposure is not represented as a single lifecycle phase because hydrological uncertainty may influence feasibility assumptions during development, construction conditions, and operational electricity generation. Similarly, financing and bankability are not treated as isolated project activities because capital expenditure, completion delays, operational losses, and generation variability may all influence financial performance. This arrangement allows individual exposures to be traced across project stages without assuming that every risk requires insurance or that risk transfer necessarily improves financing conditions. Table 4 summarizes the core components of the proposed integrated lifecycle framework. These outputs constitute the information architecture required for subsequent project-specific assessment rather than quantified estimates of risk reduction or financing improvement.

Table 4. Core components and outputs of the proposed framework.

Framework component	Purpose	Output for subsequent research
Lifecycle boundary	Locate when risks arise and distinguish lifecycle stages from cross-cutting exposure layers	Stage-specific and cross-cutting risk inventory
Risk identification	Define events, drivers, and affected project variables	Structured risk register
Risk characterization	Describe materiality, timing, controllability, and observability	Comparable risk records
Indicator selection	Define how risks can be measured empirically	Technical, hydrological, operational, and financial indicators
Insurability and treatment assessment	Evaluate insurability, control, allocation, transfer, insurance, and retention options	Insurability and de-risking map
Financing interpretation	Relate residual risk to revenue, DSCR, and lender relevance	Inputs for bankability and financing analysis

Lifecycle Risk Profiles and Exposure Pathways

The literature-based synthesis produced a lifecycle risk inventory covering planning and development, construction, commissioning, and operation, together with cross-cutting hydrological and financing-related exposures. The inventory links representative risk drivers to affected project variables and corresponding risk-profile outputs. As presented in the lifecycle risk identification table, the resulting classification provides an analytical basis for tracing how project-specific uncertainties may develop into operational disruptions, cost overruns, revenue losses, and financing-related exposure.

Table 5. Lifecycle and cross-cutting risk identification scheme.

Lifecycle stage / dimension	Principal risk drivers	Potential project and financing consequences
Planning and development	Hydrological data gaps; resource uncertainty; permitting delays; land-access disputes; community acceptance; tariff and off-take uncertainty	Feasibility uncertainty, development delays, additional expenditure, and investment uncertainty
Construction	Extreme weather; difficult site access; civil works failure; equipment procurement delays; cost overruns	CAPEX escalation, delayed completion, and additional financing requirements
Commissioning	Equipment integration failure; unsuccessful performance tests; grid-connection delays; delayed commercial operation date	Deferred revenue, additional financing costs, and delayed cash-flow generation
Operation and maintenance	Seasonal low flow; drought; flooding; sedimentation; turbine or generator breakdown; maintenance interruptions	Reduced generation, repair costs, revenue volatility, and lower CFADS
Climate and environmental risks	Hydrological variability; extreme precipitation; watershed degradation; sediment transport; environmental compliance	Production uncertainty, physical damage, operating restrictions, and residual losses
Commercial, regulatory, and social	Off-taker payment delays; tariff changes; contractual non-performance; regulatory amendments; land and community disputes	Collection uncertainty, contractual exposure, operating disruption, and reduced revenue predictability
Financial	Interest-rate changes; currency mismatch; refinancing constraints; debt-service obligations; covenant pressure	Higher financing costs, liquidity pressure, and potential debt-service shortfalls

Note: The inventory is illustrative and does not establish the probability, severity, or insurability of individual risks. The relevance of specific commercial and financial exposures depends on the project's contractual arrangements, financing currency, and applicable regulatory framework.

Five illustrative exposure clusters emerge: drought and low river discharge; flooding and sedimentation; construction delays; equipment damage; and revenue instability. The first four

concern originating events or drivers, whereas revenue instability is a downstream financial consequence. Distinguishing drivers from consequences prevents double counting and supports selection of appropriate treatment mechanisms. For instance, low flow can reduce generation, flooding can damage assets, and delays can increase financing needs before electricity sales begin.

Risk effects can also extend beyond their originating lifecycle stage: inaccurate resource assessments may distort investment forecasts, while subsequent low-flow conditions may reduce actual production and revenue. Accordingly, the framework traces originating events through technical or operational effects to financial consequences. These selected risk drivers provide illustrative examples of the pathways through which technical, hydrological, operational, and contractual exposures may influence project cash flows and debt-service capacity.

Risk Characterization and Measurement Outputs

The risk-characterization stage produced eight complementary analytical dimensions that distinguish risk origins, lifecycle timing, affected exposures, likelihood or frequency, consequences, observability, controllability, and residual risk. The resulting characterization matrix, shown in Table 6, translates these dimensions into guiding assessment questions and illustrative indicators. This structure allows hydrological, technical, operational, and financial exposures to be examined consistently without assuming that their probabilities or materiality have already been quantified.

Table 6. Risk characterization and materiality criteria.

Characterization dimension	Guiding question	Illustrative indicator
Source and driver	What causes the risk?	Rainfall anomaly, equipment condition, contractor delay
Timing	At what lifecycle phase can it occur?	Planning, construction, commissioning, operation
Exposure	What project element is affected?	Civil works, turbine, generation, revenue, debt service
Likelihood / frequency	How often could it occur?	Historical frequency or scenario class
Consequence	What is the potential impact?	Delay days, lost MWh, repair cost, revenue loss
Observability	Can it be measured and verified?	Gauge, SCADA, weather station, financial record
Controllability	Can management reduce the exposure?	Engineering control, O&M, contract, reserve
Residual risk	What remains after controls?	Uninsured or unmitigated loss exposure

Indicators are differentiated across three levels: underlying exposure (rainfall anomalies, river discharge, drought indices), operational consequences (generation deviations, equipment downtime, availability), and financial consequences (repair costs, revenue shortfalls, liquidity, and debt-service sensitivity). Hydrological effects depend on plant configuration and operating conditions [5,14]; neither reduced flow nor reduced generation necessarily translates proportionally into financial loss under all contractual arrangements.

This distinction is important for parametric insurance: an independently verifiable hydrological index may still correlate imperfectly with actual project losses. Indicator reliability and financial correspondence must therefore be evaluated separately to identify potential basis risk [10].

Insurability and De-risking Decision Architecture

The treatment-assessment stage identified six complementary responses to project risks, as shown in Table 7: engineering and operational controls, contractual risk allocation, financial reserves, conventional insurance, parametric risk transfer, and risk retention. The resulting

treatment matrix differentiates measures that reduce the likelihood or consequences of adverse events from mechanisms that transfer or finance specified losses. Treatment suitability is therefore assessed in relation to risk characteristics, available indicators, contractual conditions, implementation costs, and residual financial exposure, rather than assuming that insurance represents the preferred response to every risk. In particular, regulatory changes, tariff uncertainty, community disputes, interest-rate movements, and currency mismatches should not be presumed insurable under conventional or parametric policies; their treatment may instead require contractual safeguards, regulatory compliance measures, financial hedging, contingency reserves, or risk retention, depending on the project's specific circumstances.

Table 7. Insurability, risk treatment, and transfer assessment criteria.

Treatment option	Best suited to	Key assessment criterion
Engineering / operational control	Preventable technical and operational risks	Effectiveness and implementation feasibility
Contractual allocation	Contractor, supplier, offtaker, or interface risks	Clarity of responsibility and enforceability
Financial reserve	Retained frequent or moderate losses	Liquidity requirement and affordability
Conventional insurance	Defined physical damage and related interruption	Insurability, trigger clarity, exclusions, limits
Parametric risk transfer	Measurable non-damage climate or resource risk	Indicator quality, financial correlation, basis risk
Risk retention	Untransferable or uneconomic residual risk	Risk appetite and financing capacity

Conventional property and associated business interruption coverage may respond to specified insured physical damage, subject to exclusions, deductibles, limits, and other policy conditions. Drought or insufficient river discharge, however, may reduce generation without insured physical damage, leaving a potential non-damage revenue protection gap. Parametric arrangements may complement conventional coverage where relevant hydrological indicators and trigger conditions can be reliably specified [10,11,15].

Candidate indicators include rainfall deficits, discharge, drought indices, and generation deviations, but no universal trigger, premium, or payout formula is proposed. Selection depends on data quality, financial correlation, basis risk, payout adequacy, affordability, and contractual feasibility. The decision therefore asks whether exposure is financially material, protection is suitable, and its expected value justifies its cost; any uncovered exposure remains explicitly identified.

Financing-Relevance and Residual Risk Pathways

The financing-relevance component traces technical, hydrological, operational, and contractual events to capital expenditure, generation, operating costs, revenue, liquidity, and debt-service capacity. Project-finance arrangements emphasize the relationship between project-specific risks, financing structures, and investment viability [9]. Risk-mitigation strategies may help address selected exposures that could otherwise affect project financial performance [28]. The framework distinguishes gross exposure, potential effects of engineering controls, contractual measures, reserves or insurance, and the financial exposure remaining after treatment; risk transfer is not assumed to eliminate the originating event.

Debt-service coverage ratio (DSCR) is incorporated as a financing-relevant indicator and further demonstrated through a simplified hypothetical sensitivity analysis in Section 3.8. Although the illustrative calculations demonstrate potential cash-flow implications, project-specific assessment remains necessary to evaluate actual financing outcomes. Future project-level analysis could examine electricity generation, tariffs, operating expenditure, debt-service schedules, insurance premiums, and payout timing to assess cash-flow and DSCR sensitivity.

These proposed analytical variables would extend the consideration of risk allocation in renewable energy investment toward a project-specific financing assessment [29]. As illustrated in Figure 3, reduced river discharge may lower generation and revenue, while a qualifying parametric payout could provide contingent liquidity; its adequacy depends on trigger design, payout structure, timing, and basis risk [10].

Cash-flow protection must nevertheless be distinguished from overall bankability. Financing viability also depends on project economics, contractual allocation, lender requirements, and financing structure. Accordingly, neither improved DSCR nor lower financing costs can be inferred from insurance availability alone; these outcomes require project-specific modelling and empirical evaluation.

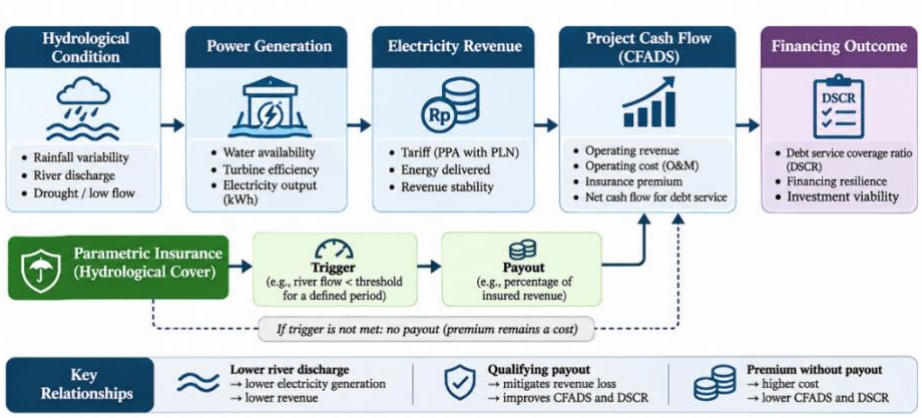

Figure 3. Transmission pathways of hydrological risk to project cash flow & financing outcomes.

Integrated Framework Outputs and Empirical Application Pathway

The integrated framework produces six linked outputs: a lifecycle risk inventory, standardized characterization records, indicator requirements, an insurability and de-risking map, a residual-risk profile, and financing-relevant assessment inputs. Table 8 sets out the empirical development pathway using hydrological and generation records, technical and construction data, insurance terms, and project financial information. These outputs form a traceable conceptual architecture rather than measured risk reduction or demonstrated bankability improvement.

Empirical modules may be developed progressively: river-discharge and generation records can first test resource-to-output relationships, followed by insurance coverage and trigger assessment, and then cash-flow and DSCR sensitivity analysis. Table 9 integrates representative risk drivers, operational and financial consequences, potential treatment options, and residual exposures, illustrating why risk-treatment selection should follow systematic risk characterization.

Although designed for micro-hydropower, the analytical sequence may be adaptable to other renewable energy technologies, provided that indicators, risk treatments, and financing relationships are reassessed for each technology and project. Its practical effectiveness and financial implications remain to be validated empirically.

Table 8. Pathway for empirical development of the framework.

Future empirical module	Required data	Expected output
Hydrological risk	Rainfall, discharge, drought, seasonality	Resource-risk distribution and trigger candidates
Technical / operational risk	Failure, downtime, maintenance, sedimentation	Frequency, severity, and reliability profile

Future empirical module	Required data	Expected output
Construction risk	Schedule, cost, contractor, weather, logistics	Delay and cost-overrun profile
Risk transfer	Policy wording, exclusions, limits, trigger rules	Coverage and residual-risk map
Financial impact	Generation, tariff, OPEX, debt schedule	Cash-flow and DSCR sensitivity
Integrated case application	All project-level datasets	Project-specific framework evaluation and validation evidence

While Table 5 presents a broader lifecycle risk inventory, Table 9 illustrates six selected risk-to-financing transmission pathways rather than an exhaustive classification of project exposures. The selected examples demonstrate how hydrological, technical, construction, forecasting, and contractual risks may affect operational performance, revenue generation, residual exposure, and debt-service capacity. Other risks identified in the lifecycle inventory, including tariff changes, regulatory uncertainty, land and community disputes, interest-rate fluctuations, and currency mismatches, require project-specific assessment before their financial consequences and treatment suitability can be established.

Table 9. Proposed integrated risk-to-financing transmission and de-risking matrix.

Risk driver / event	Operational consequence	Financial implication	Potential treatment / de-risking	Residual exposure
Drought / low river discharge	Reduced generation	Revenue shortfall and liquidity pressure	Resource assessment, reserves, potential parametric protection	Basis risk and uncovered revenue loss
Flooding and sedimentation	Asset damage, downtime, reduced efficiency	Repair costs, lost generation, increased OPEX	Engineering controls, maintenance, conventional insurance where applicable	Deductibles, exclusions, uninsured interruption
Construction delay	Postponed completion and COD	Additional costs and delayed revenue	Contractual allocation, schedule contingency, eligible delay-in-start-up insurance	Uninsured delays and financing costs
Equipment breakdown	Reduced availability and generation	Repair expenditure and revenue interruption	Preventive maintenance, machinery breakdown and associated BI where insured	Deductibles, exclusions, waiting periods
Hydrological forecast error	Generation below projected assumptions	Cash-flow and debt-service pressure	Improved resource assessment, conservative forecasts, financial reserves	Persistent forecast and resource uncertainty
Contractual / offtaker disruption	Delayed or reduced electricity payments	Liquidity pressure and possible covenant stress	Contractual safeguards, counterparty assessment, liquidity reserves	Counterparty and collection risk

Illustrative Application of the Proposed Framework to Hydrological Revenue Risk

To illustrate the practical application of the developed framework, Table 10 presents a hypothetical six-step project-level assessment of hydrological drought risk in a micro-hydropower investment. Unlike the six-stage conceptual synthesis protocol described in Section 2.3, this application procedure translates the completed framework into sequential project-level decisions involving scope definition, risk identification, risk characterization, indicator selection, treatment assessment, and interpretation of residual financing consequences.

Treatment selection is conditional. Insufficient hydrological information may call first for monitoring and conservative generation forecasts; material revenue volatility without reliable indices may favor reserves or other financial safeguards. Where indicators are independently verifiable and sufficiently associated with actual losses, parametric insurance may be considered

alongside other measures, subject to affordability, basis risk, payout adequacy, and contractual feasibility. Table 10 summarizes the six-step project-level application procedure and its corresponding analytical outputs without implying empirically demonstrated financial benefits.

The illustrative application demonstrates how the proposed framework can organize hydrological risk information into a sequential assessment of exposure, indicator suitability, treatment alternatives, and residual financing consequences. In particular, the drought example highlights the importance of establishing a credible relationship between river-discharge conditions, electricity generation, revenue losses, and potential insurance payouts. Nevertheless, the application is hypothetical and does not verify the accuracy of the selected indicators, the reliability of insurance triggers, or the effectiveness of the proposed treatment mechanisms. Its purpose is therefore to demonstrate the internal logic and decision-making sequence of the framework rather than to establish empirical validity or practical superiority over existing approaches.

Table 10. Illustrative six-step project-level application to drought-induced hydrological revenue risk.

Framework stage	Illustrative application	Analytical output
Define scope	A micro-hydropower project is exposed to seasonal drought and reduced river discharge during its operational phase.	Operational-stage hydrological risk boundary
Identify risks	Below-expected river discharge may reduce water availability for electricity generation.	Identified hydrological risk driver
Characterize risks	Reduced water availability may constrain turbine throughput, decrease electricity generation, and potentially reduce electricity sales and revenue.	Hydrological-to-operational-to-financial risk pathway
Select indicators	Candidate indicators include river discharge, rainfall anomalies, generation deviations, and revenue shortfalls.	Hydrological, operational, and financial indicator set
Assess treatment	Potential responses include operational adjustments, resource monitoring, liquidity reserves, and parametric insurance where technically and contractually suitable. Assessment considers trigger reliability, basis risk, payout adequacy, premium affordability, and coverage conditions.	Conditional treatment and insurability assessment
Interpret residual risk	Remaining revenue losses, insurance premiums, contingent payouts, and uninsured exposures may affect cash flow available for debt service and DSCR sensitivity.	Residual-risk profile and financing-relevance interpretation

Illustrative Financial Sensitivity Analysis of Hydrological Risk Transfer

The illustrative financial sensitivity analysis applies the assumptions and calculation procedures specified in Section 2.7 to evaluate the potential effects of hydrological stress and parametric insurance on debt-service capacity. The scenario results are summarized in Table 11, distinguishing the effects of premium expenditure, qualifying payouts, and uncompensated hydrological losses on CFADS and DSCR.

The hypothetical project assumes annual baseline CFADS of IDR 1.50 billion, annual debt service of IDR 1.00 billion, an assumed 30% reduction in baseline CFADS attributable to a hypothetical hydrological stress event, an annual parametric insurance premium of IDR 0.075 billion, and a qualifying insurance payout of IDR 0.30 billion. For analytical simplicity, insurance premiums and payouts are assumed to affect CFADS within the same assessment period, while annual debt-service obligations remain unchanged. The DSCR is calculated as follows:

$$DSCR = CFADS / Annual\ Debt\ Service \quad (1)$$

The adjusted CFADS under hydrological stress and insurance protection is expressed as:

$$Adjusted\ CFADS = Baseline\ CFADS \times (1 - s) - P + I \quad (2)$$

where s represents the proportional reduction in CFADS due to hydrological stress, P denotes the insurance premium, and I represents the qualifying insurance payout. For uninsured scenarios, both P and I are zero; when an insurance policy is purchased but its trigger is not satisfied, I is zero while P remains payable.

Table 11. Illustrative financial sensitivity under hydrological stress and parametric insurance.

Scenario	Adjusted CFADS (IDR billion)	DSCR
Baseline Operational without insurance	1.5	1.5
Normal operation with insurance	1.425	1.43
Hydrological stress without insurance	1.05	1.05
Hydrological stress with qualifying parametric payout	1.275	1.28
Hydrological stress with insurance but no qualifying payout	0.975	0.98

Note: All scenarios are hypothetical. Annual debt service is fixed at IDR 1.00 billion. Hydrological stress reduces baseline CFADS by 30%. The annual insurance premium is IDR 0.075 billion, and the qualifying payout is IDR 0.30 billion. DSCR values are rounded to two decimal places.

The five-scenario financial sensitivity analysis presented in Table 11 demonstrates the contrasting effects of hydrological stress, insurance premiums, and contingent parametric payouts on debt-service capacity. Under normal operating conditions, the uninsured project generates CFADS of IDR 1.500 billion and a DSCR of 1.50, whereas the insured project generates CFADS of IDR 1.425 billion and a DSCR of 1.43 after deducting the annual premium. Under hydrological stress, the uninsured DSCR declines to 1.05, while a qualifying parametric payout increases the insured DSCR to 1.28. Conversely, when hydrological losses occur without a qualifying payout, the insured DSCR falls to 0.98, below the corresponding uninsured stress scenario of 1.05. This comparison demonstrates that insurance may provide contingent liquidity protection but does not necessarily improve financial outcomes under every operating condition. In particular, premium expenditure and basis risk may reduce debt-service capacity when insurance payments are not triggered. These findings reinforce the importance of evaluating insurance suitability through payout reliability, premium affordability, residual exposure, and financing consequences rather than assuming that risk transfer automatically improves project financing resilience.

While the five deterministic scenarios demonstrate the financial consequences of individual operating conditions, a supplementary probability-weighted assessment evaluates their expected economic implications. Under the hypothetical assumptions specified in Section 2.7, the annual probability of hydrological stress is 20%, while the conditional probability of receiving a qualifying parametric payout during stress is 75%. Accordingly, the probabilities of normal operation, hydrological stress with a qualifying payout, and hydrological stress without a payout are 80%, 15%, and 5%, respectively. Applying these probabilities to the scenario-specific cash flows produces expected annual CFADS of IDR 1.410 billion without insurance and IDR 1.380 billion with insurance. Since annual debt service remains fixed at IDR 1.00 billion, the corresponding expected DSCR values are 1.41 and 1.38. These results indicate that the proposed insurance arrangement reduces expected annual debt-service capacity under the stated assumptions, despite improving liquidity when qualifying hydrological losses occur.

The expected annual insurance payout is IDR 0.045 billion (0.15 × IDR 0.30 billion), compared with the annual premium of IDR 0.075 billion, resulting in an expected net insurance cash-flow effect of negative IDR 0.030 billion. The premium therefore represents 25% of the maximum assumed payout, while the unconditional qualifying payout probability is only 15%. Holding the premium and payout amounts constant, a 25% unconditional payout probability would be required for expected payouts to equal premium expenditure, excluding transaction costs and the potential economic value of downside protection. Furthermore, the 25% conditional non-

payout probability during hydrological stress illustrates the potential importance of basis risk, since the insured project may experience financial losses without receiving compensation. These findings demonstrate that parametric insurance should be evaluated not only through its ability to improve DSCR in qualifying adverse scenarios but also through premium affordability, payout reliability, expected financial outcomes, and residual exposure. The probability assumptions are illustrative and do not represent empirically calibrated hydrological event frequencies or actuarially determined insurance pricing.

Interpretation and Contribution

The principal contribution of this study is a lifecycle insurance-based de-risking framework that extends conventional risk-management approaches by explicitly connecting risk characteristics, treatment suitability, residual exposure, and financing consequences within a unified analytical structure. Research on hydropower insurance by Scarpellini et al. [15] primarily examines parametric protection against drought and market-related risks, while Fonseca et al. [16] focuses on the development of parametric insurance for hydroelectric generation. In contrast, the proposed framework does not prioritize a particular insurance mechanism but establishes a structured decision pathway across four project lifecycle stages, eight risk-characterization dimensions, and six treatment alternatives. Unlike established risk-management approaches proposed by Xu et al. [20] and Barafort et al. [21], which provide general principles for identifying, assessing, and treating risks, the proposed framework explicitly links treatment selection to hydrological indicator reliability, basis-risk exposure, premium affordability, and debt-service implications. Its novelty therefore lies not in introducing new risk-management principles or insurance instruments, but in integrating their application into a financing-oriented decision structure specifically contextualized for micro-hydropower investments.

The framework's conceptual contribution becomes evident in the decisions it supports. Hydrological variability, for example, does not automatically justify parametric insurance; its suitability depends on the correspondence between river-discharge indicators and actual generation or revenue losses, the reliability of trigger conditions, and the economic balance between premiums and contingent payouts. Where these conditions are insufficient, engineering controls, contractual risk allocation, financial reserves, conventional insurance, or risk retention may provide more appropriate alternatives. The illustrative DSCR analysis further demonstrates this distinction: a qualifying payout improves DSCR under hydrological stress from 1.05 without insurance to 1.28 with insurance, whereas the absence of a qualifying payout reduces the insured DSCR to 0.98. Under the supplementary hypothetical probability assumptions, expected DSCR also declines from 1.41 without insurance to 1.38 with insurance, indicating that contingent liquidity protection does not necessarily generate a positive expected financial benefit. These comparisons establish three decision-relevant distinctions: measurable risk versus economically suitable insurance, nominal risk transfer versus effective residual-risk reduction, and insurance availability versus financing value. The framework consequently offers a transparent basis for evaluating alternative risk treatments through their potential financial consequences, while its effectiveness and applicability remain subject to empirical validation.

Beyond Conventional Insurance: Parametric Protection for Hydrological Revenue Risk

Conventional property and engineering insurance can address specified physical events and related insured business interruption, subject to policy wording, exclusions, limits, and triggers. Drought or reduced river discharge may instead constrain electricity generation without insured physical damage, creating a potential revenue-protection gap [5,14]. Parametric insurance may complement conventional coverage by linking predefined payments to verifiable hydrological indices. Index-insurance theory and parametric-insurance research emphasize the importance of basis risk [10,11], while recent hydropower studies examine drought-, market-, and flow-

related parametric protection [15,16]. This study extends that literature through lifecycle integration rather than proposing a new pricing or trigger-calibration model.

A measurable index does not guarantee that payouts match losses: basis risk, data quality, trigger thresholds, payout timing, coverage limits, affordability, and contractual feasibility must all be assessed. Consequently, parametric protection should be evaluated alongside resource assessment, resilient engineering, operational controls, reserves, and conventional insurance rather than replacing them [22]. The framework does not establish optimal indices, actuarial premiums, or empirical effectiveness; these require calibrated hydrological and generation models, loss records, and project-specific financial analysis before commercial recommendations can be made.

Financial Implications and Limitations

The financial sensitivity analysis addresses the third research question by demonstrating how hydrological stress, insurance premiums, and contingent payouts influence debt-service capacity and expected financial outcomes. Under the deterministic scenarios, DSCR declines from 1.50 to 1.05 following hydrological stress, improves to 1.28 when a qualifying payout is received, and falls to 0.98 when the insured project experiences stress without a payout. The latter outcome indicates an illustrative debt-service coverage shortfall and highlights the potential financial consequences of basis risk when hydrological losses occur without a qualifying payout. The supplementary probability-weighted analysis further indicates that expected DSCR decreases from 1.41 without insurance to 1.38 with insurance under the assumed probabilities and premium structure. Although parametric protection improves liquidity in qualifying adverse scenarios, its expected payout does not fully offset the annual premium in this illustration. This distinction highlights the economic trade-off between contingent downside protection and expected financing costs, emphasizing that insurance suitability should be assessed through both scenario-specific resilience and probability-weighted financial consequences.

Several limitations constrain the interpretation of the proposed framework. First, its architecture is derived from conceptual literature synthesis and has not been independently assessed by project developers, lenders, insurers, or hydropower specialists. Second, the hydrological indicators and proposed insurance triggers have not been calibrated against observed river discharge, electricity generation, or project revenue data. Third, the financial scenarios rely on hypothetical assumptions regarding hydrological stress, premium expenditure, payout amounts, and event probabilities; consequently, the resulting DSCR and expected cash-flow outcomes do not establish commercial viability or actual financing improvements. Fourth, the analysis does not estimate transaction costs, minimum insurance premiums, multi-year financing effects, or the full economic consequences of basis risk. These limitations mean that the framework should be interpreted as a structured decision-support proposition rather than an empirically validated risk-transfer or financing model.

Managerial Implications and Future Research

The proposed framework provides a structured decision-support approach for project developers and investors in identifying and managing lifecycle risks associated with micro-hydropower investments. Project developers could strengthen feasibility assessments through systematic hydrological monitoring, conservative generation forecasts, lifecycle risk registers, and early evaluation of permitting, land-access, and community-related exposures. They could also compare engineering controls, contractual safeguards, contingency reserves, and insurance alternatives according to risk characteristics and project-specific constraints. Investors could use the resulting risk-treatment assessment to evaluate retained exposures, mitigation costs, and potential cash-flow consequences before making investment commitments. These applications

may improve the transparency of project risk allocation and investment appraisal, although their practical effectiveness has not yet been empirically demonstrated.

For lenders and insurers, the framework offers complementary approaches to assessing financing-related risks and the suitability of risk-transfer arrangements. Lenders could incorporate hydrological stress scenarios, residual-risk estimates, insurance conditions, and DSCR sensitivity into financing assessments and covenant evaluations. Particular attention should be given to the potential mismatch between insured triggers and actual revenue losses, as well as the effect of premium expenditure on debt-service capacity. Insurers could assess the reliability of hydrological indicators, the correspondence between trigger conditions and generation losses, basis-risk exposure, payout adequacy, and premium affordability before considering conventional or parametric coverage. Where insurance protection is unsuitable or economically inefficient, alternative mechanisms such as financial reserves, contractual allocation, and operational risk controls may warrant greater consideration.

Policymakers and relevant institutions could support the practical application of the framework by improving access to reliable hydrological data, encouraging standardized resource-monitoring practices, strengthening transparency in permitting and electricity off-take arrangements, and facilitating collaboration among developers, financial institutions, insurers, and relevant public agencies. Such measures could reduce information asymmetry and support more consistent risk assessments for small-scale renewable energy investments. Future research should prioritize a staged empirical validation strategy using project-level hydrological, electricity-generation, revenue, insurance, and financing data to assess indicator reliability, basis risk, treatment effectiveness, and the financial implications of the proposed framework. First, project-level observations of river discharge, electricity generation, and revenue should be collected to assess the relationship between hydrological indicators and actual financial losses. Second, alternative trigger thresholds and payout structures should be evaluated using historical event data to estimate trigger reliability, false-negative outcomes, and basis risk. Third, insurance premiums, payout conditions, transaction costs, and multi-year cash-flow effects should be incorporated into financial simulations to examine changes in expected CFADS, DSCR, and covenant-breach probability. Finally, structured assessments involving project developers, lenders, insurers, and hydropower specialists should evaluate the framework's clarity, decision relevance, operational feasibility, and applicability across different micro-hydropower settings. These steps would provide an empirical basis for refining the framework and assessing its practical effectiveness.

Future validation should proceed in two complementary stages. First, a structured multidisciplinary expert assessment should evaluate the framework's relevance, completeness, internal coherence, technical feasibility, and practical applicability. Second, empirical testing using project-level hydrological, generation, revenue, insurance, and financing data should examine the reliability of proposed risk indicators, potential basis risk, payout performance, and implications for debt-service coverage. These stages would provide evidence for refining the framework before its operational application.

Conclusions

This study developed an integrated lifecycle insurance-based de-risking framework linking micro-hydropower project risks, risk-treatment alternatives, and financing implications under climate uncertainty. Addressing the three research questions, the framework (i) systematically organizes interconnected risks across four lifecycle stages and two cross-cutting analytical dimensions, (ii) establishes five analytical functions for assessing risk characteristics, measurable indicators, insurance suitability, and residual exposure, and (iii) connects risk-treatment decisions with potential cash-flow and debt-service consequences. Its principal novelty lies in integrating lifecycle risk assessment, conventional and parametric insurance

considerations, and financing interpretation within a unified analytical structure. Unlike previous studies primarily examining hydropower risk assessment or specific hydrological insurance mechanisms, this framework extends the analytical scope to lifecycle-wide risk allocation and financing implications. The hypothetical financial analysis illustrates that hydrological stress reduces DSCR from 1.50 to 1.05, while a qualifying parametric payout increases it to 1.28. Conversely, DSCR declines to 0.98 when premiums are paid without a qualifying payout, highlighting the potential financial disadvantages of inadequate risk-transfer arrangements. This contrasting outcome emphasizes that insurance effectiveness depends on trigger suitability, payout adequacy, and premium affordability rather than insurance availability alone.

The framework provides a conceptual foundation for evaluating risk-management alternatives and financing-related exposures from the perspectives of investors, lenders, and insurers. However, its applicability remains subject to empirical validation, as the study relies on literature-based synthesis and hypothetical financial assumptions without project-specific observations or stakeholder assessment. Future research should prioritize testing the relationship between river-discharge indicators and electricity generation using historical hydrological, operational, and revenue records from selected micro-hydropower projects. Subsequent investigations should calibrate parametric triggers, evaluate basis risk and insurance pricing, and compare insured and uninsured financing scenarios through probability-weighted and multi-year DSCR analysis. These steps would establish whether, and under what conditions, insurance-based risk transfer can contribute to financing resilience and economically feasible risk management in micro-hydropower investments.

Funding: This study does not receive external funding.

Data Availability Statement: No new empirical datasets were generated or analyzed in this study. The paper is based on published academic literature and conceptual synthesis.

Acknowledgments: The authors gratefully acknowledge the academic support provided by the Graduate School of Renewable Energy, Darma Persada University, and the Center of Renewable Energy Studies, Darma Persada University.

Conflicts of Interest: The authors declare that they have no known competing financial interests or personal relationships that could have influenced the work reported in this paper.

Declaration of Generative AI and AI-Assisted Technologies: During the preparation of this manuscript, the authors used OpenAI to assist with language refinement, editorial improvements, and the visual preparation of conceptual diagrams, including Figure 3. The scientific concepts, analytical framework, methodological structure, and interpretation presented in the manuscript were developed and reviewed by the authors. AI-assisted visual outputs were reviewed for conceptual accuracy, consistency with the proposed framework, and appropriate scientific terminology. The authors take full responsibility for the accuracy, originality, and integrity of the manuscript, including all AI-assisted content.

Ethical Clearance: Ethical clearance was not required for this study, as it involved conceptual framework development based exclusively on previously published literature. No human participants, animals, or personally identifiable data were involved.

Informed Consent Statement: Not applicable. This study did not involve human participants or the collection of personal data.

References

[1] Heeß P, Schönecker J, Weibelzahl M, Wolf L. Navigating the Energy Transition: A Review of Factors Influencing Renewable Energy Investments. *Renewable and Sustainable Energy Reviews* 2026;228:116416. https://doi.org/10.1016/j.rser.2025.116416.

[2] Matthäus D, Mehling M. De-Risking Renewable Energy Investments in Developing Countries: A Multilateral Guarantee Mechanism. *Joule* 2020;4:2627–45. https://doi.org/10.1016/j.joule.2020.10.011.

[3] Duah IK, Sekyere CKK, Kemausuor F, Amaning KA. Micro Hydropower Research and Practice over the Last

Decade for Advancing Decentralized Energy Access. *Discover Sustainability* 2025;7:128. https://doi.org/10.1007/s43621-025-02375-3.

[4] Wasti A, Ray P, Wi S, Folch C, Ubierna M, Karki P. Climate Change and the Hydropower Sector: A Global Review. *WIREs Climate Change* 2022;13. https://doi.org/10.1002/wcc.757.

[5] Tobias W, Manfred S, Klaus J, Massimiliano Z, Bettina S. The Future of Alpine Run-of-River Hydropower Production: Climate Change, Environmental Flow Requirements, and Technical Production Potential. *Science of The Total Environment* 2023;890:163934. https://doi.org/10.1016/j.scitotenv.2023.163934.

[6] Raja Abd Jalil RF, Chong KL, Huang YF, Abdul Malek MB, Elkollaly M, Sherif M, et al. Advancing Climate Change Impact Assessment on Global Hydropower Systems: Methodologies, Models, and Recommendations. *Renewable and Sustainable Energy Reviews* 2026;226:116364. https://doi.org/10.1016/j.rser.2025.116364.

[7] Liu T, Kong F, Yang L, Guo Z. Operational Risk Assessment of Hydropower Units Based on PSSCA-VMD-CNN-GBiLSTM and Multi-Feature Fusion. *Computers and Electrical Engineering* 2024;118:109412. https://doi.org/10.1016/j.compeleceng.2024.109412.

[8] Emodi NV, Wade B, Rekker S, Greig C. A Systematic Review of Barriers to Greenfield Investment in Decarbonisation Solutions. *Renewable and Sustainable Energy Reviews* 2022;165:112586. https://doi.org/10.1016/j.rser.2022.112586.

[9] Baldauf T, Jochem P. Project Finance or Corporate Finance for Renewable Energy? An Agent-Based Insight. *Journal of Economic Interaction and Coordination* 2024;19:759–805. https://doi.org/10.1007/s11403-024-00425-z.

[10] Lichtenberg E, Iglesias E. Index Insurance and Basis Risk: A Reconsideration. *Journal of Development Economics* 2022;158:102883. https://doi.org/10.1016/j.jdeveco.2022.102883.

[11] Gao H, Yang S, Liu X. Managing Basis Risks in Weather Parametric Insurance: A Quantitative Study of Diversification and Key Influencing Factors. *The Geneva Papers on Risk and Insurance - Issues and Practice* 2026;51:84–111. https://doi.org/10.1057/s41288-025-00360-5.

[12] Neupane P, Khanal A, Kafle M, Bhattarai S, Khanal A. Climate Change Influence on Hydropower Energy Output Variability. *Journal of Applied Water Engineering and Research* 2025;13:251–68. https://doi.org/10.1080/23249676.2025.2501326.

[13] Tampubolon DKF, Khayam U, Isnandar S, Banjar-Nahor KM, Inkaresa A, Laksono FA, et al. Project Risk Assessment of Renewable Energy Projects in Electricity Market Structures: A Systematic Literature Review. *Energies* 2026;19:3179. https://doi.org/10.3390/en19133179.

[14] Othman MEF, Sidek LM, Basri H, El-Shafie A, Ahmed AN. Climate Challenges for Sustainable Hydropower Development and Operational Resilience: A Review. *Renewable and Sustainable Energy Reviews* 2025;209:115108. https://doi.org/10.1016/j.rser.2024.115108.

[15] Scarpellini L, Ficchì A, Giuliani M, Characklis G, Castelletti A. Parametric Insurance for Drought and Market Impacts Mitigation in the Hydropower Sector. *Water Resources Research* 2025;61. https://doi.org/10.1029/2025WR040147.

[16] Fonseca NC, Carvalho JVF, Araújo TD, Chagas ALS. When There's No November Rain: Developing a Parametric Insurance for Hydroelectric Energy Generators in Brazil. *Risk Analysis* 2026;46. https://doi.org/10.1111/risa.70347.

[17] Steffen B, Egli F, Gumber A, Đukan M, Waidelich P. A Global Dataset of the Cost of Capital for Renewable Energy Projects. *Scientific Data* 2025;12:1624. https://doi.org/10.1038/s41597-025-05912-x.

[18] Rospriandana N, Burke PJ, Suryani A, Mubarok MH, Pangestu MA. Over a Century of Small Hydropower Projects in Indonesia: A Historical Review. *Energy, Sustainability and Society* 2023;13:30. https://doi.org/10.1186/s13705-023-00408-1.

[19] Pangarso SS, Alexando B, Aminata J. Bankability Challenges for the Construction of Micro Hydro Power Plants Utilizing State-Owned Dams (Case Study: Pandanduri Dam, West Nusa Tenggara-Indonesia). *E3S Web of Conferences* 2023;468:10001. https://doi.org/10.1051/e3sconf/202346810001.

[20] Xu Y, Reniers G, Yang M. A Multidisciplinary Review into the Evolution of Risk Concepts and Their Assessment Methods. *Processes* 2024;12:2449. https://doi.org/10.3390/pr12112449.

[21] Barafort B, Mesquida A-L, Mas A. Integrated Risk Management Process Assessment Model for IT Organizations Based on ISO 31000 in an ISO Multi-Standards Context. *Computer Standards & Interfaces* 2018;60:57–66. https://doi.org/10.1016/j.csi.2018.04.010.

[22] Seran K. Technology-Specific Risk Governance in Renewable Energy Projects: Comparative Review and Lifecycle Synthesis. *Journal of Energy Infrastructure* 2026;1:100026. https://doi.org/10.1016/j.jei.2026.100026.

[23] Snyder H. Designing the Literature Review for a Strong Contribution. *Journal of Decision Systems* 2024;33:551–8. https://doi.org/10.1080/12460125.2023.2197704.

[24] Schreiber F, Cramer C. Towards a Conceptual Systematic Review: Proposing a Methodological Framework. *Educational Review* 2022:1–22. https://doi.org/10.1080/00131911.2022.2116561.

[25] Satyawati FT, Mulyono D, Sayuti F, Ginting AY, Yandri E. From Geothermal Investment to Local Economic Transformation: Developing a Policy-Enabled Conceptual Framework. *Grimsa Journal of Science Engineering and Technology* 2026;4:122–40. https://doi.org/10.61975/gjset.v4i2.143.

[26] Maizuirman M, Wijaya AR, Fachrurrozi A, Fadillah RF, Nasrul DP, Yandri E, et al. RE-PAD: A Modular Renewable-Powered Auxiliary System for Decoupling Radiator Cooling Fans in Isolated Diesel Power Plants. *Heca Journal of Applied Sciences* 2026;4:105–20. https://doi.org/10.60084/hjas.v4i2.454.

[27] Koskela-Huotari K. How to Craft a Compelling Storyline for a Conceptual Paper. *AMS Review* 2024;14:174–81. https://doi.org/10.1007/s13162-024-00292-8.

[28] Lévêque C, Shirizadeh B, Trüby J. De-Risking Renewable Investments: Internalizing the Risks and Quantifying the Impact of De-Risking Instruments. *Renewable and Sustainable Energy Reviews* 2026;227:116570. https://doi.org/10.1016/j.rser.2025.116570.

[29] Fleta-Asín J, Muñoz F. Risk Allocation Schemes between Public and Private Sectors in Green Energy Projects. *Journal of Environmental Management* 2024;357:120650. https://doi.org/10.1016/j.jenvman.2024.120650.